





constructionservice-ma.com

Construction **SERVICE**


COLOR CHART
FOR READY MIX CONCRETE




JN-2400R (1 bag) Champagne JN-2400R (2 bags)
 JN-4010R (1 bag) Gold JN-4010R (2 bags)
 JN-4416R (1 bag) Buff JN-4416R (2 bags)




JO-7960R (1 bag) Goldenrod JO-7960R (2 bags)
 JO-4159R (1 bag) Mystic Shadow
 JN-4411R (1 bag) Bamboo
 JO-4134R (1 bag) Orange Blossom JO-4134R (2 bags)




JO-4131R (1 bag) Sahara
 JO-6435R (1 bag) Sedona JO-6435R (2 bags)
 JO-7950R (1 bag) Camel
 JO-7961R (1 bag) Desert Sand




RG-2827R (1 bag) Baja Red RG-2827R (2 bags)
 RG-2832R (1 bag) Salmon RG-2832R (2 bags)
 RG-2835R (1 bag) Egyptian Red RG-2835R (2 bags)




RG-2846R (2 bags) Raspberry
 RG-3077R (1 bag) Redwood RG-3077R (2 bags)
 RG-3072R (1 bag) Maroon RG-3072R (2 bags)



NR-5011R (1 bag) Shadow Gray
 NR-5010R (1 bag) Gray Cloud NR-5010R (2 bags)
 NR-5157R (1 bag) Monsoon NR-5157R (2 bags)
 NR-5171R (1 bag) Midnight Bay




NR-5105R (1 bag) Smoke NR-5105R (2 bags) NR-5105R (3 bags)




BN-2530R (1 bag) Nutmeg BN-2530R (2 bags)
 BN-2531R (1 bag) Potter's Clay BN-2531R (2 bags)
 BN-1703R (1 bag) Copper BN-1703R (2 bags)




BN-1701R (1 bag) Taupe
 BN-2520R (1 bag) Chaps BN-2520R (2 bags)
 BN-2681R (1 bag) Willow
 BN-1705R (1 bag) Rustic BN-1705R (2 bags)



BN-1711R (1 bag) Hazelnut BN-1711R (2 bags) BN-1711R (3 bags)
 BN-2730R (1 bag) Biscuit
 BN-2739R (1 bag) Stone Castle BN-2739R (2 bags)



BN-1616R (1 bag) Plum BN-1616R (2 bags)
 BN-1714R (1 bag) Santa Fe Tan BN-1714R (2 bags)
 BN-2978R (1 bag) Chocolate Fudge BN-2978R (2 bags)



BN-2680R (1 bag) Balsam Wood BN-2680R (2 bags) BN-2680R (3 bags)
 BN-2510R (1 bag) Maple BN-2510R (2 bags) BN-2510R (3 bags)



BN-2550R (1 bag) Khaki BN-2550R (2 bags)



VT-3450R (1 bag) Olive VT-3450R (2 bags)

Construction SERVICE

COLOR CHART FOR READY MIX CONCRETE

IMPORTANT: Because the color of concrete can be affected by many factors, this color chart must be used only as a guideline. It offers an approximation of the colors that can be obtained. Please see Interstar's Ready Mix Sample Kit for a more accurate representation of our concrete colors. A test pour using your materials and finishing techniques is the best way to determine if the desired color can be obtained.

Integral Color for READY MIX CONCRETE

Highly concentrated, requiring less pigment to create vibrant colors.

Permanent, sunfast, and weather-resistant.

Packaged in pre-measured bags that disintegrate in the concrete mix for clean, easy use.

Pigments can be added to any concrete mix.

FINISHING

Step 1. Place the concrete, then strike it off using recognized methods.

Step 2. Use a vibrating screed or magnesium float. Always work in one direction. Stop the floating if any bleed water appears, as this can cause scaling and discoloration. Wait until the bleed water has evaporated to resume floating.

Note: A power trowel or a magnesium hand float can be used to create a smooth finish, but use caution; overworking the surface will cause discoloration.

Step 3. Stamping and other finishing techniques (e.g., broom, rotary, textured patterns, or exposed aggregate) can be performed after floating. Do not let the concrete get too hard before finishing, but allow sufficient time for it to set; rushing steps can alter the final appearance of the concrete.

GUIDELINES

- A test pour is highly recommended to ensure the results will meet your expectations.
- Use a qualified decorative concrete contractor experienced with integrally colored concrete.
- Be sure to use the same mix design throughout the entire project.
- Fly ash or slag mix designs can affect the color.
- Never use calcium chloride or any accelerators.
- Using admixtures will cause variations in the color. If used, they must be used consistently throughout the job to ensure uniform coloring from batch to batch.
- Make sure that every truck contains the same number of yards of concrete.
- Don't pour concrete in unfavorable weather conditions or when the temperature is below 50 °F (10 °C).
- One continuous pour is better than several small pours.
- Keep in mind that concrete poured in shaded areas will be a different temperature than concrete poured in unshaded areas. This may result in color variations.
- NEVER ADD WATER to the ready mix truck on site.
- Make sure that the concrete is placed at an even thickness throughout.
- NEVER ADD WATER to the surface.
- Finish all surfaces within the same timeframe after placing.
- Be sure the concrete is finished in the same direction when troweling.
- Don't finish with long-handled Fresno trowels.
- Always use clean tools, and use new brooms if a broom finish is required. Don't use dirty or wet tools.
- Don't over-finish because this may darken the surface.

CURING & SEALING

- Don't fog or cover the surface during the initial curing period (at least 24 hours).
- Don't use wet coverings, plastic sheeting, waterproof paper, or liquid membrane curing compounds.
- Try to ensure that areas dry at the same rate.
- Wait at least 36 hours before applying a curing agent.
- Allow the concrete to cure for 30 days before inspecting it for color match or appearance. Colored concrete will continue to lighten until it is fully cured.
- Wait until the surface of the concrete is uniformly dry (approximately 30 days) before applying a sealer. Always use a high-quality sealer.
- Never use a water-based sealer on stamped concrete.

LIMITATIONS

The optimal recommended dose of pigment ranges from 2% (1 bag) to 7% (3 bags) based on the weight of the cementitious materials (e.g., cement, lime, fly ash, slag). The color saturation point is 10% (4 bags). Higher doses will not enhance the color and may significantly degrade the durability of the finished product. Doses below 1% (½ bag) will result in uneven color variations and a washed-out appearance. Ready Mix colors can be affected by many factors, including but not limited to: materials used, jobsite conditions, finishing techniques, curing methods and the use of sealer.

PACKAGING

One bag corresponds to one pre-measured unit of color for one cubic yard of concrete. Interstar pigment is packaged in special disintegrating bags that are added directly to the ready mix truck for a clean, easy job. Decreased handling means increased workplace safety and greater efficiency. (Note: Occasionally, bags may not completely disintegrate due to worn fins, improper mixing, etc. Please instruct your finishing crews to watch for paper when the concrete is in the discharge chute. If paper is found, additional mixing may be required. If desired, the pigment bag may be cut open, and the pigment added directly into the concrete mix.)

QUALITY, INTENSITY AND UNIFORMITY

If you're looking for the highest quality, most vibrant iron oxide pigments that are both easy to use and cost effective, then Interstar has exactly what you need. Interstar's premium-quality pigments are renowned for their purity, uniformity, intensity and durability. To ensure the highest level of quality, Interstar technicians carry out a series of rigorous tests on all finished products. Our pigments adhere to ASTM C979 specifications for integral concrete colorants and are alkaline and weather resistant. Interstar offers a wide variety of colors to match your project needs.

IMPORTANT

This color chart is approximate and does not depict the exact colors that can be attained. The samples pictured here were developed in a controlled environment using materials that may vary in different locations. Many factors affect the color of the finished product, including but not limited to: finishing techniques, workmanship, materials used, curing/sealing and the weather. This chart must be used only as a guideline for color selection. A test pour is highly recommended to make sure the results meet your expectations.

Construction SERVICE

www.constructionservice-ma.com
info@constructionservice-ma.com

Construction Service / CS-MA, LLC.

2420 Boston Rd
P.O. Box 966
Wilbraham, MA 01095

Tel: 413-733-6631 • Fax: 413-596-5116

Massachusetts Only: 800-242-9525



Construction Service's ready mix concrete is produced with Granastar® granular pigment from Interstar.